

1

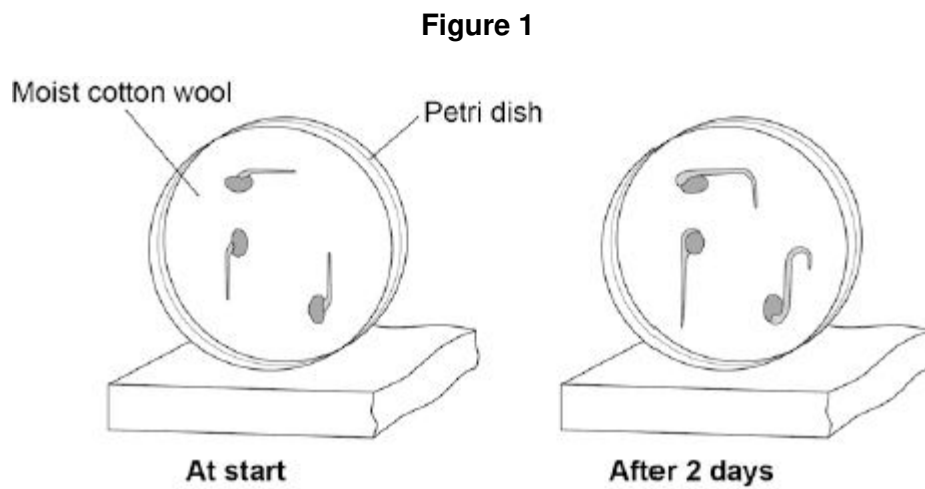
Hormones called auxins control plant growth.

A student investigated plant growth responses in roots.

This is the method used.

1. Grow three bean seeds until their roots are 1 cm long.
2. Attach the three bean seeds to moist cotton wool in a Petri dish.
Each bean seed root should point in a different direction.
3. Fix the Petri dish vertically for 2 days in the dark.

Figure 1 shows the results.



- (a) Describe the direction of growth of the bean **roots** after 2 days.

Give **one** reason for this growth response.

Direction of root growth

Reason

.....

(2)

(b) The student then noticed the shoots growing from the seeds.

He then:

1. put a light above the Petri dish but did not move the seeds
2. allowed the seeds to grow for 2 **more** days.

Predict the direction of growth of the bean **shoots** after 2 days.

Give **one** reason for your prediction.

Direction of root growth

Reason

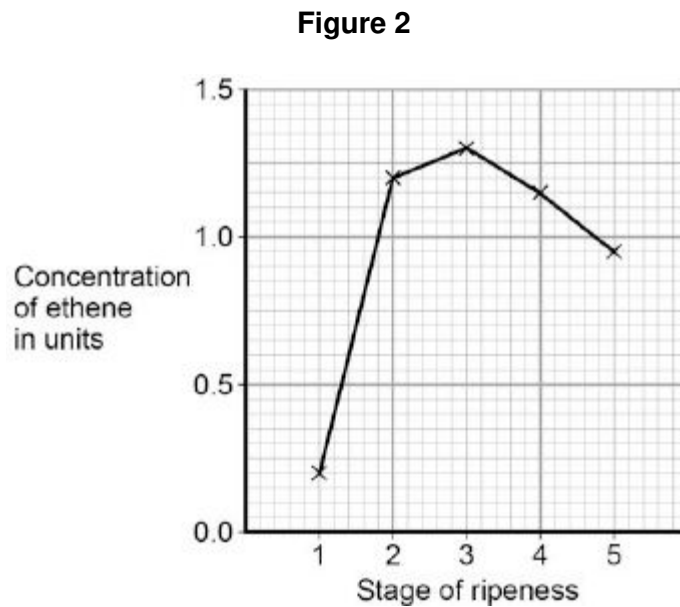
(2)

(c) Ethene is a plant hormone.

Ethene causes fruit to ripen.

Scientists measured the concentration of ethene found in fruit at different stages of ripeness.

Figure 2 shows the results.



At which stage of ripeness is there most ethene?

Tick **one** box.

Stage 1

Stage 2

Stage 3

Stage 4

Stage 5

(1)

- (d) Suggest how the scientists can find out if the result for Stage 1 was an anomaly.

.....

(1)

- (e) Gibberellins are a different type of plant hormone.

Farmers growing cotton plants in cold climates sometimes soak their seeds in a solution of gibberellins before planting the seeds.

Suggest an advantage of soaking seeds in a gibberellin solution in cold climates.

.....

(1)

(Total 7 marks)**2**

Gardeners sometimes use weed killers to control the growth of plants.

- (a) A gardener wanted to get rid of daisy plants growing in a lawn.

The gardener investigated the use of a weed killer.

The gardener:

- recorded the number of daisy plants growing in different 10 m² areas of the lawn
- made solutions of the weed killer (each solution had a different concentration)
- put 5 dm³ of each solution on different 10 m² areas of the lawn
- recorded the number of daisy plants growing in each area after 2 weeks.

The table shows the results.

Concentration of weed killer in arbitrary units	Number of daisy plants per 10 m ²	
	Before using weed killer	2 weeks after using weed killer
0 (water)	8	8
20	6	8
40	9	6
60	5	2
80	4	0
100	8	0

(i) To make the investigation fair, the gardener controlled some variables.

Give **one** variable the gardener controlled in the investigation.

.....
.....

(1)

(ii) The gardener decided that the result for a concentration of 20 arbitrary units of weed killer was anomalous.

Suggest why the gardener decided this result was anomalous.

.....
.....

(1)

(iii) Why did the gardener put 0 arbitrary units of weed killer on one area of the lawn?

.....
.....

(1)

(iv) The gardener concluded that the best concentration of weed killer to use all over a lawn is 100 arbitrary units.

Suggest why the gardener cannot be sure about this conclusion.

.....
.....

(1)

(b) **In this question you will be assessed on using good English, organising information clearly and using specialist terms where appropriate.**

Plants respond to different environmental factors.

Describe how different environmental factors affect:

- the direction of growth of roots
- the direction of growth of shoots.

In your answer you should refer to the role of plant hormones.

Do **not** refer to the artificial use of plant hormones by gardeners or scientists.

.....

.....

.....

.....

.....

.....

.....

.....

.....

.....

.....

.....

.....

.....

.....

.....

.....

.....

.....

.....

(6)
(Total 10 marks)

3

(a) When a seed starts to grow, the young root grows downwards towards gravity. The young shoot grows upwards, away from gravity.

(i) Name this type of plant response to gravity.

.....

(1)

(ii) Give **two** reasons why it is useful for a young root to grow towards gravity.

1

.....

2

.....

(2)

- (iii) The root grows towards gravity due to the unequal distribution of a substance in the root.

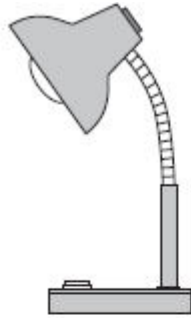
Draw a ring around the correct answer to complete the sentence.

This substance is


- auxin.
- chlorophyll.
- sugar.

(1)

- (b) The drawings show some apparatus and materials.



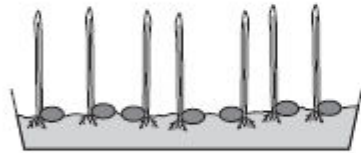
Lamp



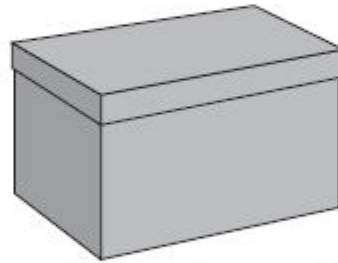
Petri dishes



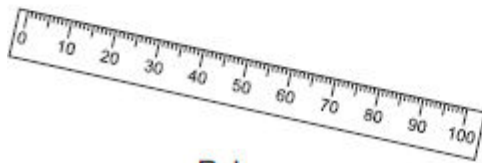
Forceps



50 maize seedlings on damp cotton wool



Supply of cardboard boxes with lids



Ruler



Scissors

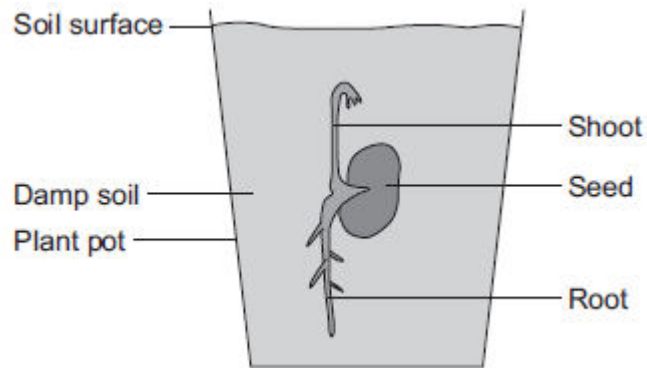
4

A student investigated growth in plants.

The student:

- planted a seed in damp soil in a plant pot
- put the plant pot in a dark cupboard.

The image below shows the result after 5 days.



(a) Draw a ring around the correct answer to complete each sentence.

(i) After the 5 days, the root had grown

away from water.
in the direction of the force of gravity.
towards light.

(1)

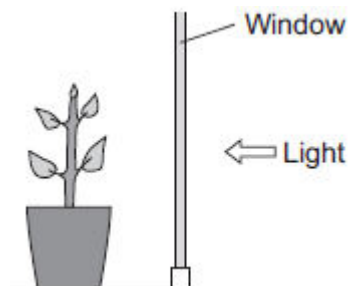
(ii) After the 5 days, the shoot had grown

against the force of gravity.
away from light.
towards water.

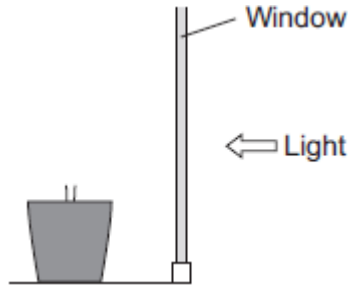
(1)

(b) After the plant had grown, the student put the plant pot by a window with lots of light.

The illustration below shows this.



- (i) Complete the diagram below to show the appearance of the student's plant after 20 days by the window.



(1)

- (ii) Explain the advantage to the plant of growing in the way that you have drawn in part (b)(i).

.....
.....
.....
.....

(2)

(Total 5 marks)

5

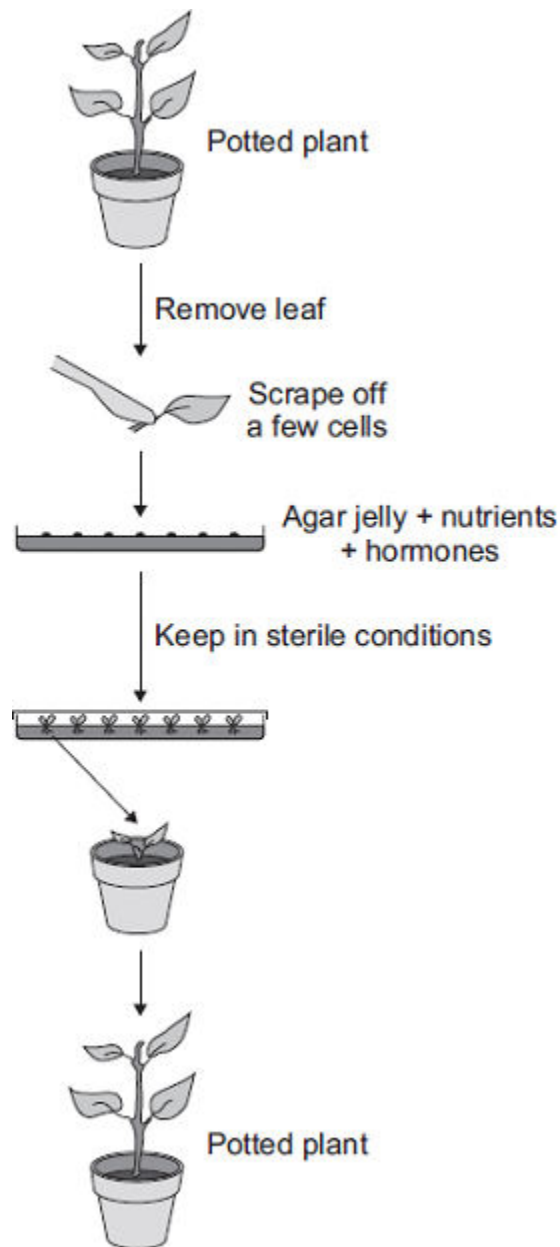
Plant hormones are used in horticulture.

- (a) Name **one** plant hormone.

.....

(1)

(b) The diagram shows how new plants are produced using tissue culture.



(i) Tissue culture is a type of *asexual reproduction* .

Give the main features of *asexual reproduction* .

.....

.....

.....

.....

.....

.....

(3)

(ii) Another method of producing new plants is by taking cuttings.

Suggest **one** advantage of using tissue culture and **not** using cuttings to produce plants.

.....

.....

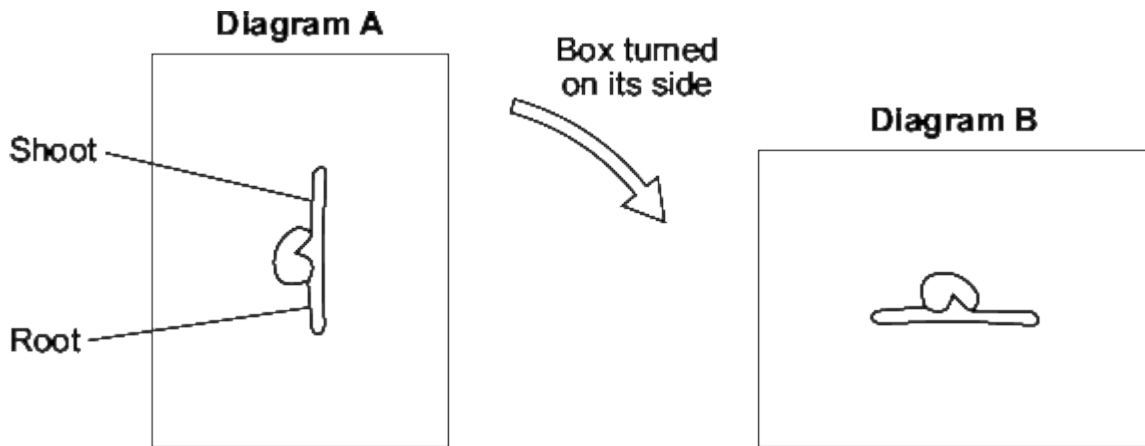
.....

(1)
(Total 5 marks)

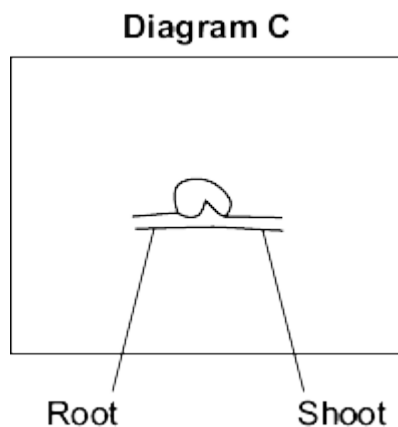
6

A student investigated growth responses in plants.

The student grew a bean seed in a box filled with moist soil, as shown in **Diagram A**. After the seed had started to grow, the box was turned onto its side and placed in a dark room, as shown in **Diagram B**.



(a) Complete **Diagram C** to show what the root and shoot will look like three days later.



(2)

(b) Draw a ring around the correct answer to complete the sentence.

The results of the investigation show that the root is sensitive to

- light.
- moisture.
- gravity.

(1)

(c) A hormone in the plant causes the growth responses.

What is the name of this hormone?

Tick (✓) **one** box.

Auxin

Statin

Steroid

(1)

(d) Gardeners can use some plant hormones as weed killers.

(i) Give **one different** use of plant hormones by gardeners.

.....

.....

(1)

(ii) Selective weed killers only kill some plants in a garden.

Killing weeds in a garden reduces competition between plants.

Give **three** factors that plants compete for.

1

2

3

(3)

(Total 8 marks)

7

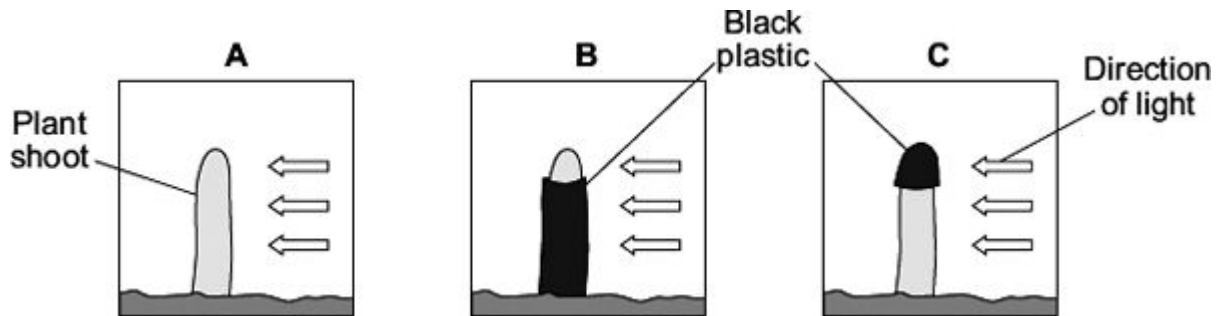
Charles Darwin investigated tropisms in plants.

Some students did an investigation similar to Darwin's investigation.

The students:

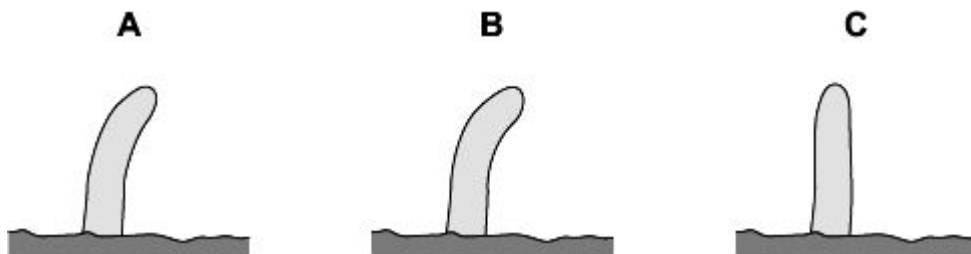
- grew seeds until short shoots had grown
- used black plastic to cover parts of some of the shoots
- put the shoots in light coming from one direction
- put boxes over the shoots to keep out other light.

The diagrams show how the investigation was set up.



Two days later the students took off the black plastic covers and looked at the shoots.

The diagrams show the results.



(a) Give **two** variables that the students should control in this investigation.

.....

.....

.....

.....

(2)

(b) Shoot **A** bent towards the light as it grew.

Explain how.

.....

.....

.....

.....

.....

.....

.....

.....

(4)

(c) What conclusions can be drawn from the results about:

(i) the detection of the light stimulus

.....

.....

(1)

(ii) where in the shoot the response to the light takes place.

.....

.....

(1)

(Total 8 marks)